

Ceramic Low Pass Filter

50Ω DC to 530 MHz

LFCN-530+ LFCN-530



Maximum Ratings

Operating Temperature	-55°C to 100°C
Storage Temperature	-55°C to 100°C
RF Power Input*	8.5W max. at 25°C
DC Current Input to Output	0.5A max. at 25°C

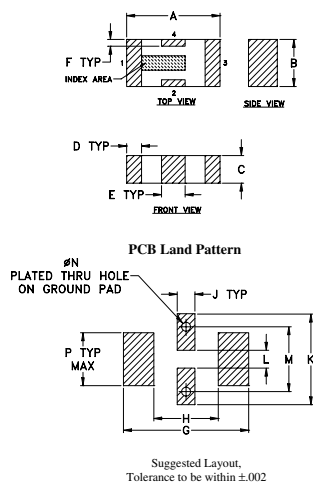
* Passband rating, derate linearly to 3.5W at 100°C ambient.

Pin Connections

RF IN	1**
RF OUT	3**
GROUND	2,4

** RF IN & RF OUT can be interchanged

Outline Drawing

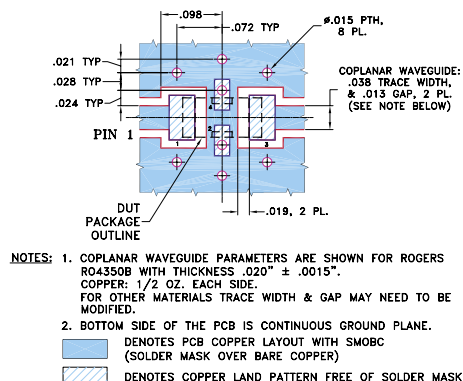


Outline Dimensions (inch)

A	B	C	D	E	F	G
.126	.063	.037	.020	.032	.009	.169
3.20	1.60	0.94	0.51	0.81	0.23	4.29

H	J	K	L	M	N	P	wt
.087	.024	.122	.024	.087	.012	.071	grams
2.21	0.61	3.10	0.61	2.21	0.30	1.80	.020

Demo Board MCL P/N: TB-270 Suggested PCB Layout (PL-137)



Features

- excellent power handling, 8.5W
- small size
- 7 sections
- temperature stable
- protected by U.S. Patent 6,943,646

Applications

- harmonic rejection
- VHF/UHF transmitters/receivers
- RF suppression for DC lines on PCB
- anti-aliasing for A/D converter

CASE STYLE: FV1206

Model	Price	Qty.
LFCN-530+	\$2.99	(10-49)
LFCN-530	\$2.99	(10-49)
LFCN-530D+	\$3.49	(10-49)
LFCN-530D	\$3.49	(10-49)

+ RoHS compliant in accordance with EU Directive (2002/95/EC)

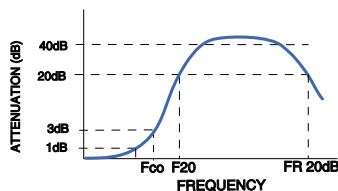
The +Suffix identifies RoHS Compliance. See our web site for RoHS Compliance methodologies and qualifications.

Electrical Specifications¹ (T_{AMB}=25°C)

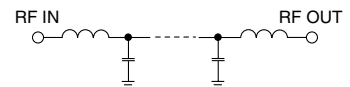
PASSBAND (MHz) (loss < 1.2 dB)	f _{co} , MHz Nom. (loss 3 dB)	STOP BAND (MHz) (loss, dB)			VSWR (:1)		NO. OF SECTIONS
		F 20	40	FR 20	Stopband	Passband	
Max.	Typ.	Min.	Typ.	Typ.	Typ.	Typ.	
DC-530	700	820	945-3000	6000	20	1.2	7

1. For applications requiring DC voltage to be applied to the Input or output, use LFCN-530D (DC Resistance to ground is 100 Mohms min.)

typical frequency response

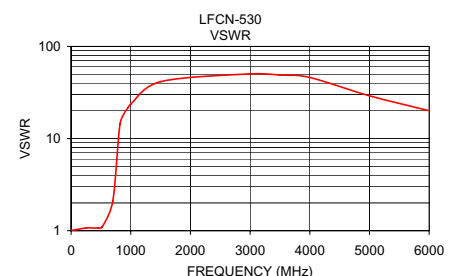
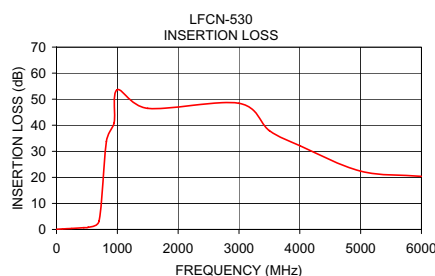


electrical schematic



Typical Performance Data at 25°C

Frequency (MHz)	Insertion Loss (dB)	VSWR (:1)
1.00	0.05	1.01
100.00	0.21	1.03
250.00	0.38	1.07
450.00	0.68	1.07
520.00	0.85	1.10
700.00	3.26	2.12
820.00	33.77	14.43
947.00	40.82	21.35
1000.00	53.65	23.68
1500.00	46.49	41.44
3000.00	48.44	50.25
3500.00	37.92	48.87
4000.00	32.18	46.00
5000.00	22.39	29.09
6000.00	20.37	20.08



designers kit available

Kit No.	No. of Units in Kit	Description	Price \$ per Kit
K1-LFCN	35	5 of each: LFCN-225, -320, -400, -490, -530, -575, -630	99.95

Mini-Circuits®

Distribution Centers NORTH AMERICA 800-654-7949 • 417-335-5935 • Fax 417-335-5945 • EUROPE 44-1252-832600 • Fax 44-1252-837010

Mini-Circuits ISO 9001 & ISO 14001 Certified

INTERNET <http://www.minicircuits.com>



REV. E
M102432
LFCN-530
EDR-6588/5
RVN/AD/CP/AM
060912